


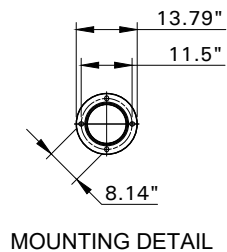
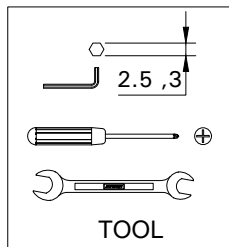
INSTALLATION AND SERVICE MANUAL

For installation of Benton Light column dia. 8.9".
Model. UBE-20001-US01-TS1-US2402072

PRODUCT DRAWING (DIMENSIONS)

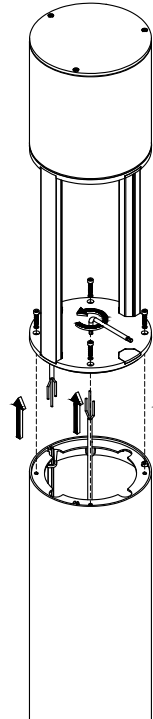


SUITABLE FOR WET LOCATIONS

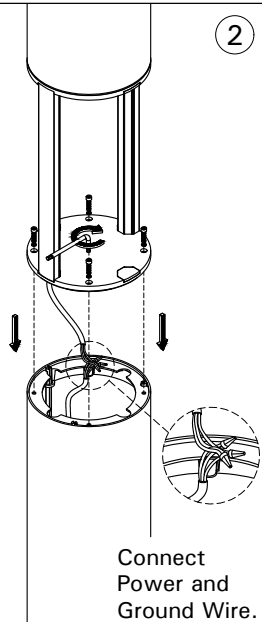


MOUNTING DETAIL

1

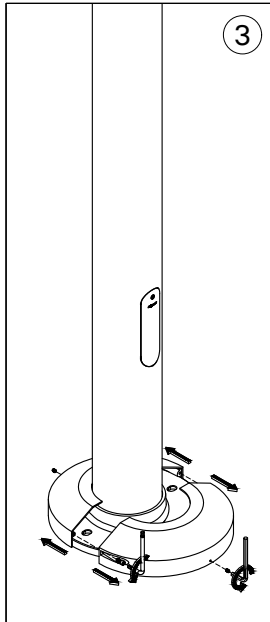


2

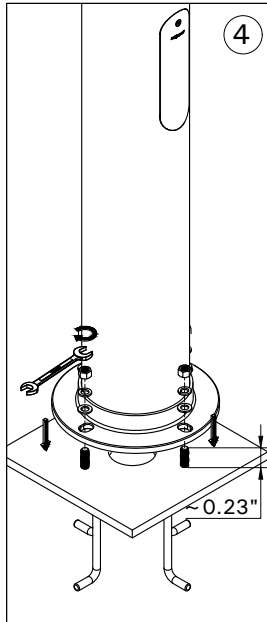


Connect
Power and
Ground Wire.

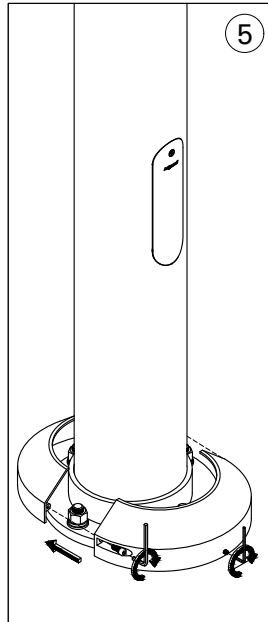
3



4



5



6



Notice to installer :

- 1.WIRING INSTRUCTIONS** Warning : RISK OF FIRE AND ELECTRICAL SHOCK. : FIXTURE MUST BE INSTALLED BY A QUALIFIED ELECTRICIAN ONLY>FIXTURE IS INTENDED FOR INSTALLATION IN ACCORDANCE WITH THE NATIONAL ELECTRICAL CODE, LOCAL AND FEDERAL CODE SPECIFICATIONS. DISCONNECT POWER BEFORE SERVICING.
- 2.This fixture has a VOLTAGE SPECIFIC BALLAST,Check that the supply voltage is the same as the installed ballast voltage.**

Ligman Lighting USA

7144 NE Progress Court, Hillsboro
Oregon, 97124, USA
Tel : 503 645 0500 | Fax : 503 645 8100